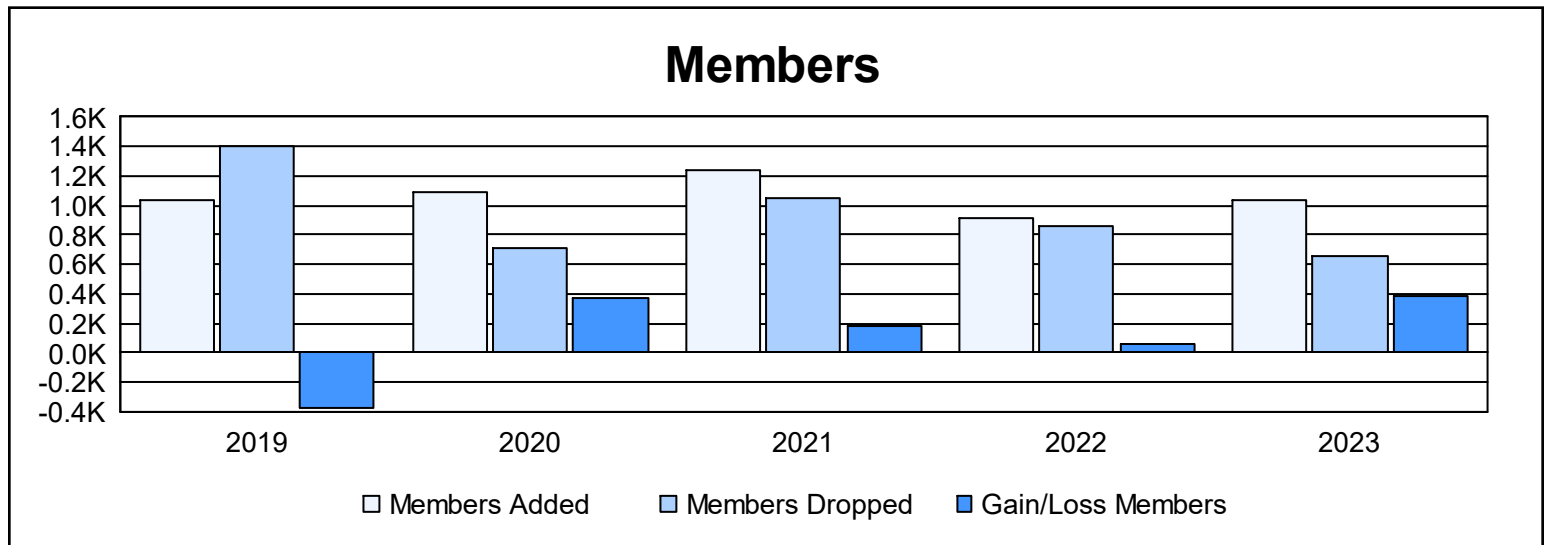
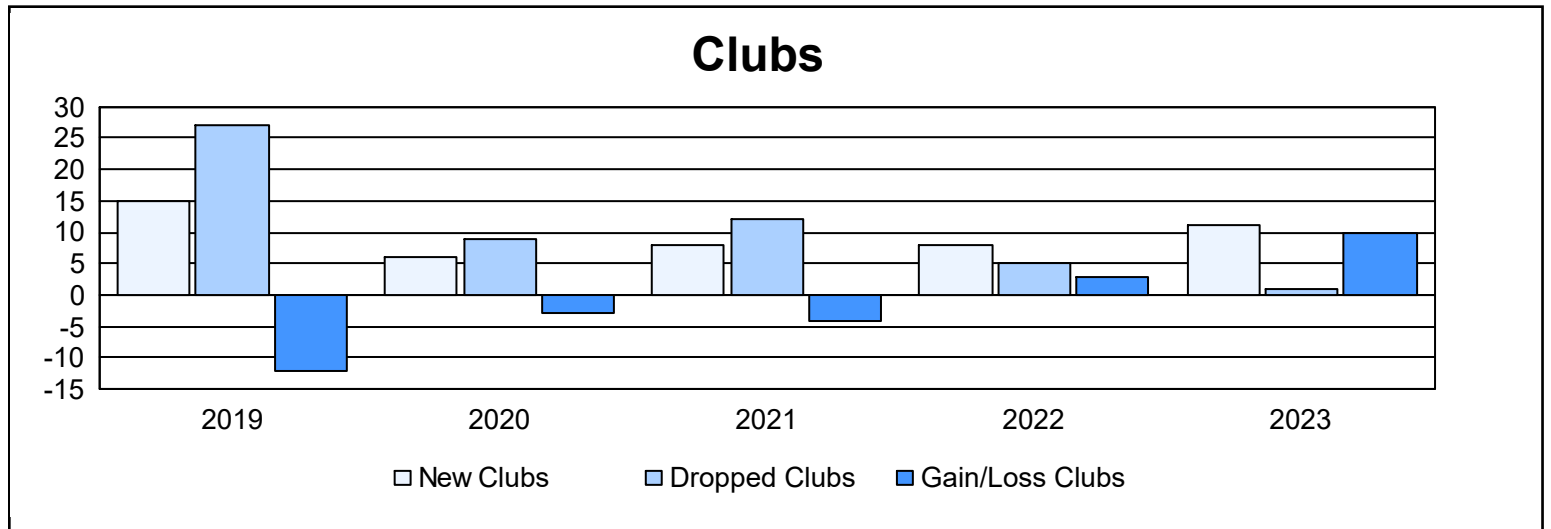
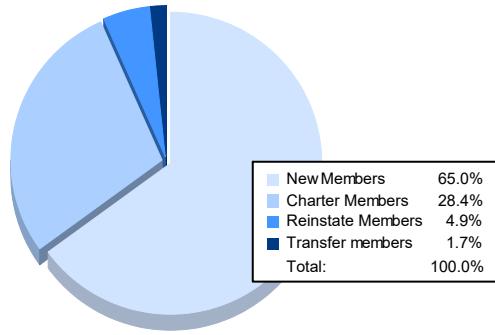


| Year | New Clubs | Dropped Clubs | Gain/ Loss Clubs | New Members | Charter Members | Reinstate Members | Transfer Members | Total Member Added | Total Members Dropped | Gain/ Loss Members |
|----------------|-----------|---------------|------------------|-------------|-----------------|-------------------|------------------|--------------------|-----------------------|--------------------|
| 2018-2019 | 15 | 27 | -12 | 561 | 419 | 43 | 11 | 1,034 | 1,409 | -375 |
| 2019-2020 | 6 | 9 | -3 | 739 | 271 | 43 | 34 | 1,087 | 717 | 370 |
| 2020-2021 | 8 | 12 | -4 | 880 | 273 | 54 | 30 | 1,237 | 1,050 | 187 |
| 2021-2022 | 8 | 5 | 3 | 664 | 233 | 14 | 9 | 920 | 863 | 57 |
| 2022-2023 | 11 | 1 | 10 | 678 | 296 | 51 | 18 | 1,043 | 657 | 386 |
| Average | 10 | 11 | -1 | 704 | 298 | 41 | 20 | 1,064 | 939 | 125 |



Membership Composition June 2023 Cumulative



Gender Composition June 2023 Cumulative

